



 **Antarctica**

 **Vinson (4892m)**

Climbing Mt. Vinson 4897m, Antarctica

Group

From 3

Duration

Days 16 / Nights 15

Price

56 210 USD





Trip overview

Santiago, Chile - Punta Arenas - Union Glacier - Vinson Massif Base Camp – Summit
- Vinson Massif BC – Union Glacier – Punta Arenas - Santiago, Chile



Why go there?

An expedition to Vinson Peak is often called the "Key to the 7 Summits". The mountain itself does not present serious technical problems, but it is very difficult to even reach it. Mount Vinson is very remote and therefore any expedition is very expensive. The rewards is great: climbing the highest summit of Antarctica is an incredible experience in itself and for many the final step to reaching their 7 summits goal.

A trip to Vinson Massif is exceptionally interesting, beautiful and prestigious. So far very few people have done it and for most, it is the highlight of their "7 summits quest".

Our program starts in Punta Arenas (Chile). From there, a special Ilyushin-76 aircraft takes us to the Union Glacier camp in Antarctica and lands on the ice (with wheels).

From the Union Glacier camp, a small ski-equipped plane brings us to Vinson Massif Base Camp (BC), where we pitch our tents. From here we start the ascent of Mount Vinson, using another 2 intermediate camps before attempting to reach the summit of Mount Vinson, the highest point of Antarctica.

Antarctica is an extremely cold place, even in summer, but as compensation, we will have sunlight all day and night, so 24-hours daylight! You will not need head torches and can save on batteries.

We recommend that you arrive in Punta Arenas (Chile) at least 3 days before the official start of the expedition, so you will be ready for a quick departure to Antarctica. Due to the very unstable weather in the area (we fly over the infamous Drake Passage), our flights cannot be definitely planned in advance; the date and flight time is determined by the weather. Sometimes we leave early, but often there are delays as well. The waiting should not be too long (1-3 days), but rare delays of 10 days have been recorded.

Description of the region:


The Vinson Massif is a part of the Sentinel Range (Ellsworth Mountains), lying in the west of Antarctica and overlooking the Ronne Ice Shelf. Discovered in 1935 by the American explorer Lincoln Ellsworth, it is the highest massif on the continent and

the highest peak of Antarctica is Mount Vinson - 16,066 ft or 4,897 m.

Note that the itinerary below is just a guideline. We will adapt it as needed depending on weather conditions, acclimatisation of the team members etc. The flights could be combined on the same day if needed, more time could be spent in some camps or alternatively, the expedition can be much shorter if all goes well and you could be back in Chile ahead of schedule.



Itinerary



Day 1

Arrival in Punta Arenas.



Day 2

Buying food and equipment if needed.



Day 3

Briefing in the office. Sorting out, packing and weighing the equipment.



Day 4

Flight to Union Glacier by Ilyushin-76 plane.




Day 5

Flight from Union Glacier to Vinson Massif Basecamp at 2,150m



Day 6

Acclimatisation day. Preparation for the ascent.



Day 7

8 hours walk to Camp 2 (2,900 m) with backpack and sled.



Day 8

6 hours acclimatisation climb to Camp 3 (3,900 m) and return to Camp 2.




Day 9

Acclimatisation day.




Day 10

6 hours climb to Camp 3 (3,900 m).



Day 11

Summit day.



Day 12

Extra day in case of bad weather.



Day 13

Descent to BC.



Day 14

Flight from BC to Union Glacier.



Day 15

Flight from Union Glacier to Punta Arenas.



Day 16

Flight home



Dates

2024:

November **23** - December **08** (Abramov Alex)
December **04** - December **19** (Abramov Alex)
December **15** - December **30** (Abramov Alex)
December **27** - January **11** (Abramov Alex)

2025:

January **07** - January **22** (Abramov Alex)
December **04** - December **19**
December **15** - December **30**
December **27** - January **11**

2026:

January **07** - January **22** (Abramov Alex)



Price includes

- Meeting and seeing off in Punta Arenas (PA), Chile.
- Hotel reservations in Punta Arenas.
- Obligatory briefing before the departure to Antarctica.
- Flights PA – Union Glacier (UG) and back by Ilyushin-76 plane.
- Flight from Union Glacier to Vinson Massif and back.
- Food and lodging in Antarctica.
- Group equipment for the climb.
- Climbing guide and supporting staff including a doctor for the whole trip.
- Luggage allowance (25 kg on all flights in Antarctica).
- Team jacket (Polartec&Windbloc) with 7 summits Club logo.
- Two T-shirts with 7 summits Club logo



Price does not include

- Chilean multiple entry visa (when we leave for Antarctica, you are going through immigration and officially leaving Chile and will, therefore, need another visa to re-enter after the climb.)

- International flights to Punta Arenas, Chile (IATA code: PUQ).
- Accommodation and meals in Punta Arenas (we will reserve any hotel you like, but you are responsible for the costs).
- Personal camping and climbing clothing and equipment.
- Extra expenses in Punta Arenas due to flight delays before or after the expedition.
- Extra expenses due to an early return from Antarctica for whichever reason.
- Excess weight, over 25kg (which includes hand luggage!); excess weight is currently charged at USD \$ 77 per kilo (!)
- Medical and evacuation insurance covering climbing to 5000m (with at least 150,000USD in coverage)





Good advice

Important!

The flight times and dates are not fixed and are dependent on the combined weather in Antarctica, the Drake Passage and in Southern Patagonia. Normally the delay is less than 3 days on either side of the expedition, but rare delays of 10 days have occurred in the past, though the changing of main camp position from Patriot Hills to Union Glacier has limited delays a lot.

Any delay will not stop the expedition, but they might start and end later than planned. You should be flexible and should not have vital appointments until at least 2 weeks after the scheduled end of the Vinson Expedition. If you run out of time and cannot join your delayed flight to Antarctica, you will lose your payment and spot and there will be no refund or alternative place on a future climb. On the other hand, if the weather cooperates and the climbers are doing well, then we might be back in Chile several days ahead of schedule. So, in any case, make sure you have flexible international flights that allow re-scheduling.



F.A.Q.

Tips guidelines (important information!)

You entrust your life, health, your time and money to the guides. And the guides take this responsibility for you and for the success of the whole trip. They are doing this 24 hours per day. 10-20 USD per day is expected as the normal amount of tips for the Guides and the staff of the program. If you liked everything about the trip, please don't forget to thank them. You can give the tips directly to the Main Guide and he will distribute it among the staff; additionally, you can thank specific staff members.

Necessary travel papers (documents)

Passport with 6 months validity after the return flight.
Filled in special forms for visiting Antarctica (we will assist).
Chilean multiple entry visa if needed for your nationality.

By air and by land

The price includes all flights in Antarctica.
Return flight from Punta Arenas to Antarctica
Luggage allowance for these flights (hand + checked luggage) is 25 kg, excess luggage is \$77/kg
Group equipment is divided equally among the members to carry during the ascent.

Accommodation

We can reserve any hotel in Punta Arenas for you, from 2 to 4 stars, or you can do it online yourself.

In Antarctica we stay in strong double tents, 2-3 members per tent.

Meals

We buy all the necessary food in Punta Arenas and guides cook in the mess tent in BC and in their tents on the route. The guide coordinates and assists.

White gas (4 liters per person) is provided for use in BC and in the higher camps.

Staff

One guide per 3-5 clients.

Health and medical insurance

The group will have a first-aid kit.

Each member must have medical insurance that covers altitude (5000m), 'dangerous sports' and evacuation with a coverage of at least 150,000USD.

Weather

Antarctic summer: when it is sunny the temperature inside a tent is from 0°C to +15°C. Snow storms are frequent; then the temperature can quickly drop to -35°C. Near the summit it can be -40 degrees Celsius/Fahrenheit.

Extra expenses

Hotel in Punta Arenas USD \$100-150 per day

Meals in Punta Arenas USD \$50-100 per day

Luggage over 25 kg (including hand luggage) – 70 USD per kg

Internet, phone

At Union Glacier Camp you can buy airtime on shared satellite phones or you can bring your own. The guide will have a satellite phone for emergency only, but you can use it against a per-minute fee.

Possibility of renting personal equipment

Please let us know well in advance if you need to rent any gear. The shops in Punta Arenas have limited choice and stock.

Personal gear

Group equipment for BC (provided by 7 Summits Club)

- Mess tent
- Shared tents in higher camps (2-3 members per tent).
- Cooking utensils (gas-stoves, pots and pans).
- Satellite phone (\$5 per minute).
- First-aid kit.
- Solar battery charger.

Group climbing equipment for the higher camps (provided by 7 Summits Club)

- Shared tents in higher camps (2-3 members per tent).
- Cooking utensils (gas-stoves, pots and pans).
- snow shovels
- rope (50 m)
- walkie-talkies

Personal equipment for BC (not included in the price)

- Sleeping bag (rated -40 degrees C/F)
- Sleeping mattress (better 2 - 1 foam + 1 inflatable)
- Personal items for washing (wet wipes etc)
- Personal notebook (if needed)

Climbing equipment

- Crampons for shoes with stiff soles (like G12 model)
- Backpack (60+ litres)
- Alpine climbing harness
- jumar
- Screwgate carabiners - 4
- Adjustable ski poles
- Thermos flask
- Descender (rappel device)
- Ice-axe (non-technical)
- Camera
- Batteries
- Personal plate/bowl and eating utensils for high camps

Clothes and footwear

- Trekking shoes
- Cold-weather climbing boots (Millet "Everest" recommended)
- Down jacket + down trousers
- Gore-Tex jacket with a large hood
- Gore-Tex trousers
- Polartec Windblock jacket and trousers.
- 2 fleece Jacket "Polartec - 100".
- Warm underwear - 2 sets
- Polartec gloves – 2 pairs
- Thinsulate gloves
- Thinsulate mittens - 2 pairs

- Warm woollen socks - 4-5 pairs
- Balaclava
- Warm hat
- Polartec Windblock face mask
- UV glasses
- Ski goggles (UV400)
- Gaiters





Contact the manager



Write to WhatsApp



Write to Telegram

or by phone

+1 (907) 302-52-10

+1 (949) 390-03-00