



 **Antarctica**

 **Sidley (4285m)**

Mt. Sidley climb. Antarctica

Group



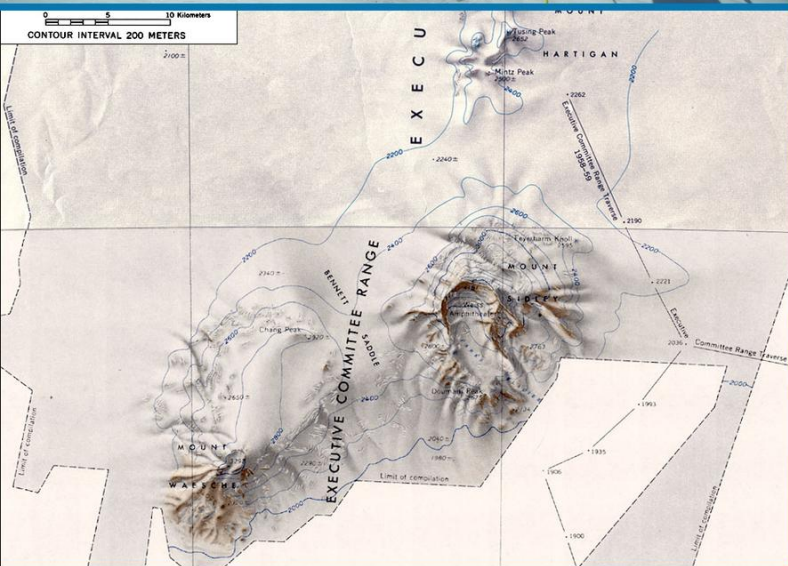
6-10

Duration

Days **16** / Nights **15**

Price range

\$ 89 450





Trip overview

Santiago, Chile - Punta Arenas - Union Glacier - Sidley Base Camp – Summit - Sidley BC – Union Glacier – Punta Arenas - Santiago, Chile



Why go there?

Mount Sidley (4181 m) – the highest point of the Mary Bird Land, in very rarely visited area. It is officially recognized as the highest volcano of Antarctica, one of the “Seven volcanos of the World”. Mt.Sidley - a large mountain, with a huge caldera, which forms a wall height of 1200 meters, the opposite slopes of the mountains are flat and could easily be reached on skis. A layer of ice in the area reaches is a three-kilometer thick. There is no actual volcanic activity in the region, according to scientists last eruption occurred about 4.7 million years ago.




Itinerary



Day 1

Arrival in Punta Arenas. Accommodation at a hotel.



Day 2

Purchase of products and equipment in Punta Arenas.



Day 3

Briefing in the office of Adventure Network. Preparation and packing equipment.



Day 4

Flight to Antarctica to the Union Glacier.



Day 5

Flight Union Glacier - Base Camp Sidley volcano (2,150 m)



Day 6

Acclimatization and preparation for the ascent



Day 7

Trek to Camp 2. It takes about 8 hours. Overnight (2,00 m)



Day 8

Trek about 6 hours to the assault camp (3,500 - 3,600 m)



Day 9

Climbing Volcano Sidley (4181 m)



Day 10

Descending to the Base Camp



Day 11

Preparing for flight



Day 12

Departure on the Union Glacier



Day 13-14

Reserve day in case of delayed flight from Antarctica.



Day 15

Flight from Union Glacier to Punta Arenas



Day 16

Flight home



Dates

2024:

December **27** - January **11** (Rostovtsev Artem, Abramov Alex)

2025:

January **07** - January **22** (Rostovtsev Artem)

2026:

January **07** - January **22** (Abramov Alex)



Price includes

Booking hotels in Punta Arenas

Briffing before flying to Antarctica

Flights PA – Union Glacier (UG) and back by Ilyushin-76 plane

Local flight Union Glacier - BC Sidley - Union Glacier

Meals and accommodation in Antarctica

Team equipment for climbing and facilities for base camp

Guides and other support staff

The transportation of 25 kg in Antarctica

Team jacket (Polartec&Windbloc) with 7 summits Club logo

T-shirt with 7 summits Club logo



Price does not include

Flights to Punta Arenas (\$ 2300-2700 from Europe)



Meals and accommodation in Punta Arenas

Personal equipment for climbing and base camp

Baggage in Antarctica more than 25 kg (\$ 70 for every extra kg)

Insurance for at least \$ 300,000

Chilean multiple entry visa (when we leave for Antarctica, you are going through immigration and officially leaving Chile and will, therefore, need another visa to re-enter after the climb.)

International flights to Punta Arenas, Chile (IATA code: PUQ).





Good advice

A prepayment of \$ 5000 (including \$ 1500 non-refundable amount) must be done not later than 120 days before the expedition. The remaining amount must be paid no later than 90 days prior to the expedition.

In case of refusal to participate in the program less than 90 days before the beginning of tour, the money paid for the program will not be returned !

NOTE: Time of departure to Antarctica and return to the mainland may be moved in case of bad weather (there have been rare cases where a storm was up to 10 days). In case of such shifting the timing of flights the program is guaranteed! In case of refuse the client from participating due this shifting and postponement of flights, the money for the travel not returned



F.A.Q.

Tips guidelines (important information!)

You entrust your life, health, your time and money to the guides. And the guides take this responsibility for you and for the success of the whole trip. They are doing this 24 hours per day. 10-20 USD per day is expected as the normal amount of tips for the Guides and the staff of the program. If you liked everything about the trip, please don't forget to thank them. You can give the tips directly to the Main Guide and he will distribute it among the staff; additionally, you can thank specific staff members.

Necessary travel papers (documents)

Passport with 6 months validity after the return flight.
Filled in special forms for visiting Antarctica (we will assist).
Chilean multiple entry visa if needed for your nationality.

By air and by land

The price includes all flights in Antarctica.
Return flight from Punta Arenas to Antarctica
Luggage allowance for these flights (hand + checked luggage) is 25 kg, excess luggage is \$77/kg
Group equipment is divided equally among the members to carry during the ascent.

Accommodation

We can reserve any hotel in Punta Arenas for you, from 2 to 4 stars, or you can do

it online yourself.

In Antarctica we stay in strong double tents, 2-3 members per tent.

Meals

We buy all the necessary food in Punta Arenas and guides cook in the mess tent in BC and in their tents on the route. The guide coordinates and assists.

White gas (4 liters per person) is provided for use in BC and in the higher camps.

Staff

One guide per 3-5 clients.

Health and medical insurance

The group will have a first-aid kit.

Each member must have medical insurance that covers altitude (5000m), 'dangerous sports' and evacuation with a coverage of at least 300,000 USD.

Weather

Antarctic summer: when it is sunny the temperature inside a tent is from 0°C to +15°C. Snow storms are frequent; then the temperature can quickly drop to -35°C. Near the summit it can be -40 degrees Celsius/Fahrenheit.

Extra expenses

Hotel in Punta Arenas USD \$100-150 per day

Meals in Punta Arenas USD \$50-100 per day

Luggage over 25 kg (including hand luggage) – 77 USD per kg

Internet, phone

At Union Glacier Camp you can buy airtime on shared satellite phones or you can bring your own. The guide will have a satellite phone for emergency only, but you can use it against a per-minute fee.

Possibility of renting personal equipment

Please let us know well in advance if you need to rent any gear. The shops in Punta Arenas have limited choice and stock.

Personal gear

Group equipment for BC (provided by 7 Summits Club)

- Mess tent
- Tents in higher camps (2-3 members to a tent)

- Cooking utensils (gas-stoves, pots and pans)
- Satellite phone (\$5 per 1 minute)
- First-aid kit
- Solar battery charger

Group climbing equipment (provided by 7 Summits Club)

- gas-stoves
- kitchen utensils
- snow shovels
- tents for high camps
- rope (50 m)
- walkie-talkies

Personal equipment for BC (not included in the price)

- sleeping bag (good for -40°C)
- sleeping mat
- personal items for washing
- personal notebook (if needed)

Climbing equipment

- crampons (G12 model recommended)
- backpack (40-50 liters)
- harness
- 6mm cord for prussic knots
- screwgate carabiners - 3
- collapsible ski poles
- thermos
- descender (rappel device)
- ice-axe
- camera
- video camera and accessories
- accumulators (batteries)
- personal eating utensils for high camps

Clothes and footwear

- trekking shoes
- climbing boots (Millet's "Everest" recommended)
- down jacket + down trousers (or down overalls)
- Gore Tex jacket with a large hood
- Gore Tex trousers
- Polartec Windblock jacket and trousers
- jacket "Polartec - 100" - 2 items
- warm underwear - 2 sets
- Polartec gloves – 2 pairs
- Thinsulate gloves
- Thinsulate mittens - 2 pairs

- warm woolen socks - 4-5 pairs
- balaclava
- warm hat
- Polartec Windblock face mask
- UV glasses
- ski goggles (preferably)
- gaiters



Contact the manager



Write to WhatsApp



Write to Telegram

or by phone

+1 (907) 302-52-10

+1 (949) 390-03-00