



 Antarctica

 Vinson (4892m)

Climbing Mt. Vinson 4897m, Antarctica

Group

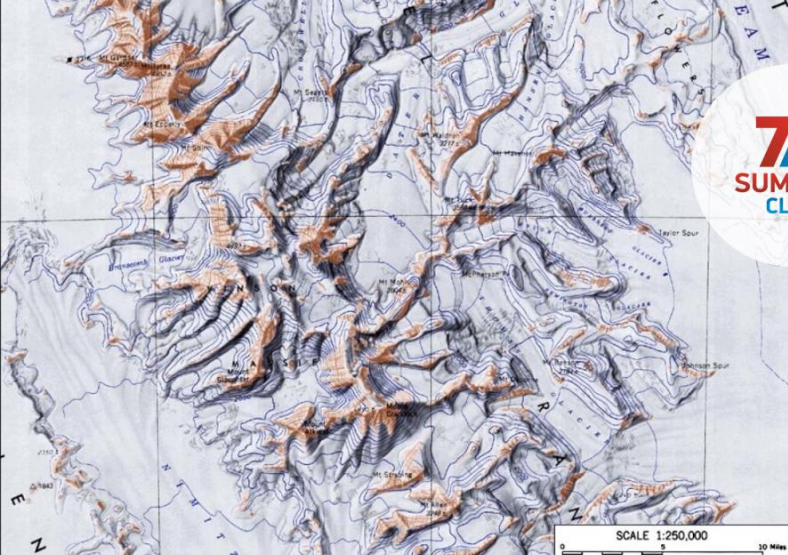
From 3

Duration

Days 16 / Nights 15

Price range

\$ 59 080





Trip overview

Santiago, Chile - Punta Arenas - Union Glacier - Vinson Massif Base Camp – Summit
- Vinson Massif BC – Union Glacier – Punta Arenas - Santiago, Chile



Why go there?

Mount Vinson, the highest peak in Antarctica, is a remarkable destination for climbers seeking a unique challenge. Here are the main highlights of Mount Vinson:

1. Highest Peak in Antarctica

- At **4,892 meters (16,050 feet)**, Mount Vinson is the tallest mountain in Antarctica and one of the **Seven Summits**.

2. Remote Location

- Situated in the **Ellsworth Mountains**, about 1,200 kilometers (750 miles) from the South Pole, its isolation adds to the allure and difficulty of the climb.

3. Extreme Cold

- Mount Vinson is one of the coldest climbing destinations in the world. Temperatures can drop as low as **-40°C (-40°F)**, even during the summer climbing season.

4. Limited Accessibility

- Accessible only by plane, typically via flights from Punta Arenas, Chile, to Union Glacier Camp, the logistics of getting to Mount Vinson make it a rare and exclusive adventure.

5. Non-Technical Climbing

- The climb to Mount Vinson's summit is **non-technical**, but it requires excellent physical fitness and experience with extreme cold and high-altitude conditions.

6. Pristine Wilderness

- The mountain is surrounded by **untouched polar landscapes**, with massive ice fields, glaciers, and a stark white expanse that is both surreal and beautiful.

7. Short Climbing Season

- The climbing season is limited to the Antarctic summer (November to January), when there is **24-hour daylight** but still frigid temperatures.

8. Rich Climbing History

- Mount Vinson was first climbed in **1966** by a U.S. team led by Nicholas Clinch. Its remote location and harsh conditions make each ascent a historical achievement.

9. A Test of Endurance

- Though not technically challenging, the climb involves carrying heavy loads, navigating crevasses, and enduring the harsh polar climate, making it a significant physical and mental challenge.

10. Bucket List for Elite Climbers


- As one of the least-climbed Seven Summits, Mount Vinson attracts experienced mountaineers seeking to complete their collection or embrace an extraordinary expedition in one of the most desolate places on Earth.

We recommend that you arrive in Punta Arenas (Chile) at least 3 days before the official start of the expedition, so you will be ready for a quick departure to Antarctica. Due to the very unstable weather in the area (we fly over the infamous Drake Passage), our flights cannot be definitely planned in advance; the date and flight time is determined by the weather. Sometimes we leave early, but often there are delays as well. The waiting should not be too long (1-3 days), but rare delays of 10 days have been recorded.

*Note that the itinerary below is just a guideline. We will adapt it as needed depending on weather conditions, acclimatisation of the team members etc. The flights could be combined on the same day if needed, more time could be spent in some camps or alternatively, the expedition can be much shorter if all goes well and you could be back in Chile ahead of schedule.



Itinerary



Day 1

Arrival in Punta Arenas, Chile. We'll meet you at the airport and escort you to your hotel.



Day 2

Buying food and equipment if needed.



Day 3

Briefing in the office and lecture about Antarctica, our flight, weather and what to expect on your arrival in Antarctica. After we will do a final gear check up, gear weighing and final preparation.



Day 4

Departure day to Antarctica.
Flight to Union Glacier by Ilyushin-76 plane. (flight time approx 4,5 hours).




Day 5

Flight from Union Glacier to Vinson Massif Basecamp at 2,150m. (flight time approx 1 hour).



Day 6

Acclimatisation day. Preparation for the ascent.



Day 7

Climb from Vinson Base Camp to Camp 2 (2,900 m) with backpack and sled. Throughout our time on mountain, we will travel roped together due to crevasse hazard (walk time apr 8 hours). Overnight at Camp 2.



Day 8

Acclimatization climb from Camp 2 to Camp 3 (3,900 m) and return back to Camp 2 for the night. (walk time apr 6 hours).




Day 9

Acclimatisation day.




Day 10

Climb from Camp 2 to Camp 3 (3,900 m). Get ready for the summit day. Overnight at Camp 3.



Day 11

Summit day. (4,897 m).



Day 12

Reserve day in case of bad weather.



Day 13

Descent to Base Camp.



Day 14

Flight from Base Camp to Union Glacier.



Day 15

Flight from Union Glacier to Punta Arenas.



Day 16

Flight home.



Dates

2024:

December **27** - January **11**

2025:

January **07** - January **22**

December **04** - December **19**

December **04** - December **19**

December **15** - December **30**

December **15** - December **30**

December **27** - January **11**

2026:

January **07** - January **22** (Abramov Alex)



Price includes

- Meeting at airport Punta Arenas (PA), Chile, pick up and drop off.
- Hotel reservations in Punta Arenas.
- Welcome dinner in Punta Arenas.
- Obligatory briefing before the departure to Antarctica.
- Flights PA – Union Glacier (UG) and back by Ilyushin-76 plane.
- Flight from Union Glacier to Vinson Massif and back.
- Food and lodging in Antarctica.
- Group equipment for the climb.
- Climbing guide and supporting staff including a doctor for the whole trip.
- Luggage allowance (25 kg on all flights in Antarctica).
- 7 Summits Club Team jacket (Polartec&Windbloc) and two t-shirts
- 7 Summits Club medal and certificate for climbing Mount Vinson



Price does not include

- Chilean multiple entry visa (when we leave for Antarctica, you are going through immigration and officially leaving Chile and will, therefore, need another visa to re-enter after the climb.)



- International flights to Punta Arenas, Chile (IATA code: PUQ).
- Accommodation and meals in Punta Arenas (we will reserve any hotel you like, but you are responsible for the costs).
- Personal camping and climbing gear/ equipment.
- All expenses incurred in the event of early departure (extra hotel nights, evacuation fees, transportation, etc.)
- Charges incurred as a results of delays beyond 7 Summits Club control.
- Excess baggage charges, over 25kg (which includes hand luggage).
- Trip cancellation insurance.
- Gratuities for guide team.
- Medical and evacuation insurance covering climbing to 5000m (with at least 150,000USD in coverage)





Good advice

Important!

The flight times and dates are not fixed and are dependent on the combined weather in Antarctica, the Drake Passage and in Southern Patagonia. Normally the delay is less than 3 days on either side of the expedition, but rare delays of 10 days have occurred in the past, though the changing of main camp position from Patriot Hills to Union Glacier has limited delays a lot.

Any delay will not stop the expedition, but they might start and end later than planned. You should be flexible and should not have vital appointments until at least 2 weeks after the scheduled end of the Vinson Expedition. If you run out of time and cannot join your delayed flight to Antarctica, you will lose your payment and spot and there will be no refund or alternative place on a future climb. On the other hand, if the weather cooperates and the climbers are doing well, then we might be back in Chile several days ahead of schedule. So, in any case, make sure you have flexible international flights that allow re-scheduling.



F.A.Q.

Tips guidelines (important information!)

You entrust your life, health, your time and money to the guides. And the guides take this responsibility for you and for the success of the whole trip. They are doing this 24 hours per day. 15-20 USD per day is expected as the normal amount of tips for the Guides and the staff of the program. If you liked everything about the trip, please don't forget to thank them. You can give the tips directly to the Main Guide and he will distribute it among the staff; additionally, you can thank specific staff members.

Necessary travel papers (documents)

Passport with 6 months validity after the return flight.
Filled in special forms for visiting Antarctica (we will assist).
Chilean multiple entry visa if needed for your nationality.

By air and by land

The price includes all flights in Antarctica.
Return flight from Punta Arenas to Antarctica
Luggage allowance for these flights (hand + checked luggage) is 25 kg, excess luggage is \$77/kg
Group equipment is divided equally among the members to carry during the ascent.

Accommodation

We can reserve any hotel in Punta Arenas for you, from 2 to 4 stars, or you can do it online yourself.

In Antarctica we stay in strong and durable double tents, 2-3 members per tent.

Meals

We buy all the necessary food in Punta Arenas and guides cook in the mess tent in BC and in their tents on the route. The guide coordinates and assists.

White gas (4 liters per person) is provided for use in BC and in the higher camps.

Staff

Ratio: 1 guide per 3-5 clients.

Health and medical insurance

The group will have a first-aid kit.

Each member must have medical insurance that covers altitude (5000m), 'dangerous sports' and evacuation with a coverage of at least 150,000 USD.

Weather

Antarctic summer: when it is sunny the temperature inside a tent is from 0°C to +15°C. Snow storms are frequent; then the temperature can quickly drop to -35°C. Near the summit it can be -40 degrees Celsius/Fahrenheit.

Extra expenses

Hotel in Punta Arenas USD \$100-150 per day.

Meals in Punta Arenas USD \$50-100 per day.

Luggage over 25 kg (including hand luggage) – 70 USD per kg.

Internet, phone

At Union Glacier Camp you can buy airtime on shared satellite phones, or you can bring your own. The guide will have a satellite phone for emergency only, but you can use it for a per minute fee.

Possibility of renting personal equipment

Please let us know well in advance if you need to rent any gear. The shops in Punta Arenas have limited choice and stock.

Personal gear

Group equipment for BC (provided by 7 Summits Club)

- Mess tent
- Shared tents in higher camps (2-3 members per tent).
- Cooking utensils (gas-stoves, pots and pans).
- Satellite phone (\$5 per minute).
- First-aid kit.
- Solar battery charger.

Group climbing equipment for the higher camps (provided by 7 Summits Club)

- Shared tents in higher camps (2-3 members per tent).
- Cooking utensils (gas-stoves, pots and pans).
- snow shovels
- rope (50 m)
- walkie-talkies

Personal equipment for BC (not included in the price)

- Sleeping bag (rated -40 degrees C/F)
- Sleeping pads (better 2 - 1 foam + 1 inflatable)
- Personal items for washing (wet wipes etc)
- Personal notebook (if needed)

Climbing equipment

- Crampons for shoes with stiff soles (like G12 model)
- Backpack (60+ litres)
- Alpine climbing harness
- jumar
- Screwgate carabiners - 4
- Adjustable ski poles
- Thermos flask
- Descender (rappel device)
- Ice-axe (non-technical)
- Camera
- Batteries
- Personal plate/bowl and eating utensils for high camps

Clothes and footwear

- Trekking shoes
- Cold-weather climbing boots (Millet "Everest" recommended)
- Down jacket + down trousers
- Gore-Tex jacket with a large hood
- Gore-Tex trousers
- Polartec Windblock jacket and trousers.
- 2 fleece Jacket "Polartec - 100".
- Warm underwear - 2 sets
- Polartec gloves – 2 pairs
- Thinsulate gloves
- Thinsulate mittens - 2 pairs

- Warm woollen socks - 4-5 pairs
- Balaclava
- Warm hat
- Polartec Windblock face mask
- UV glasses
- Ski goggles (UV400)
- Gaiters





Contact the manager



Write to WhatsApp



Write to Telegram

or by phone

+1 (907) 318-8848