



Elbrus



Elbrus (5642m)

Elbrus climb by Classic route, 8 days. Standard-comfort service.

Group



6-10

Duration

Days **8** / Nights **7**

Price

1 950 USD





Trip overview

Mineralny Vody - Terskol - Elbrus (5642m) - Terskol - Mineralny Vody



Why go there?

If asked about the highest and most dramatic mountains of Europe nine out of ten Europeans will answer "the Alps". Yet, the grandest and by far the highest mountain chain of Europe (seven summits over 5000m plus Mt.Elbrus with its 5642m) is the Caucasus, stretching between the Black and Caspian seas in the continent's south-eastern corner.

Undoubtedly, Mt. Elbrus, this white double-headed dormant volcano, is the highest, most beautiful and most alluring mountain in Russia. It is also considered as the tenth most prominent peak in the world.

The fact that Elbrus is the highest point in Europe suffices for many to go and climb it. Yet, this obvious attraction is not the main one, for Elbrus belongs to a handful of mountains with a very special and irresistible kind of beauty which lies in their shape and setting. Most of them are volcanoes, such as Fujiyama, Ararat and Kilimanjaro, and like all these, this mountain is a world apart. It stands 11km north from the Main Range and exceeds its neighbours in height by 1200-2000m.

The ascent from south (i.e. from the Baksan valley) is made easier by using the new high-speed ski-lift (cable car) and, if requested, further up by a Snow-Cat.

Elbrus is one of the 7 summits that can be climbed by anyone in reasonably good physical shape. Even if you do not have any experience in cramponning on glaciers, it is not really an obstacle, we will give you a couple of lessons right there.

We have been organizing ascents of Elbrus for 15 years. We offer the best English-speaking guides. High on the mountain we have our own hut and our own cook, who will cater for different tastes and food restrictions. Nowadays there are dozens of hotels in the Baksan valley, but we use only three of them, those with good modern services and (very important!) with English-speaking staff.



Itinerary

Day 1

Arrival at Mineralnye Vody airport (MRV). Bus transfer to the Baksan Valley (2,5-3h). Hotel accommodation. **IMPORTANT NOTE:** Please plan your arrival at Mineralny Vody before 12:00 PM. If you arrive much later, you should be prepared to pay 60-80 USD for an individual car transfer.

Day 2

Acclimatization walk to 2700-3000m. Return to hotel. A visit to a rental office to choose and try on the needed gear.

Day 3

Bus transfer to Azau cable car station (2356m).bus. Ascent to our high hut (3800 m). We leave our belongings in the hut and walk on snow for about 1.5hr up to 4100m, where the remnants of the famous Refuge of 11 (burnt down in 1998) stand. Here we spend a couple of hours on training (crampons, ropes) and then go back to our hut for the night.

Day 4

Acclimatization climb to 4600-4800m. Night in the hut.

Day 5

Rest day and preparation. Dinner and night in the hut.

Day 6

Summit day. The starting time depends on the forecast. Normally it is about midnight or a bit later. In case we want to take a lift with a Snow Cat, we board it right at our hut. Two altitude points are offered: to 4800 m and to 5100 m. This service cannot be possibly included in the price because we never know in advance who will buy it and who not. The normal overall time of the climb is 10-11hr, and cannot be longer than 14hr. It is the safety dead-line than cannot be questioned

and disputed with the guide. Normally on this day we do not stay in the hut but go straight down to our hotel in the valley. But that is not the case if we are too later for the cable car service. They we spend the night in the hut.

Day 7

Reserve day. Will be used if on Day 6 the ascent has not taken place due to foul weather. After the ascent we go down to the hotel. Or we spend there the whole day if the ascent took place on Day 6. Celebration and award ceremony in the evening.

Day 8

Breakfast in the hotel. Then we check out and go in a bus back to Mineralny Vody airport. IMPORTANT NOTE: This group transfer will be scheduled for afternoon, so please, plan your flight to Moscow after 18.00.



Dates

2024:

May **26** - June **02** (Berezin Andrey)
June **02** - June **09** (Berezin Andrey)
June **09** - June **16** (Berezin Andrey)
June **16** - June **23** (Berezin Andrey)
June **23** - June **30**
June **30** - July **07** (Dorojukov Aleksandr)
July **07** - July **14** (Dorojukov Aleksandr)
July **14** - July **21** (Dorojukov Aleksandr)
July **21** - July **28** (Dorojukov Aleksandr)
July **28** - August **04** (Dorojukov Aleksandr)
August **04** - August **11** (Dorojukov Aleksandr)
August **11** - August **18** (Dorojukov Aleksandr)
August **18** - August **25** (Dorojukov Aleksandr)
August **25** - September **01** (Dorojukov Aleksandr)
September **01** - September **08** (Sergey Avtomonov)
September **08** - September **15** (Sergey Avtomonov)

2025:

April **28** - May **05**
May **05** - May **12**
May **12** - May **19**
May **19** - May **26**




Price includes

1. All land group transfers according to the program
2. Accommodation (4 nights)
3. Accommodation in our special huts on Elbrus (4 nights)
4. Meals: full board (from dinner on Day 1 to breakfast on Day 8)
5. One English speaking guide + extra guides during the night of ascent (one guide per 2 climbers)
6. Elbrus cable cars return tickets
7. Elbrus National Park fees
8. Visa invitation if needed (depending on the nationality)
9. 7 Summits Club t-shirt, buff and a small foldable backpack.
10. Special 7 Summits Club Elbrus medal



Price does not include

1. International and domestic flights
2. Moscow services
3. Single supplement in the hotel
4. Individual car transfers
5. Personal equipment rentals
6. Personal guides for the day of the ascent
7. Insurance (medical and other)
8. Snow Cat service on summit day. (This must be paid in cash in Rubles, though, if need be, your guides can assist in case you only hard currency. The price for a Snow Cat depends on the height and day rate. The costs will be between 5000 and 20 000 rub, which is approximately \$75-300.
9. Services of the assistant guides on reserve day (Day 7). If the first summit attempt (Day 6) took place but was aborted, the work of the assistant guides on Day 7 should be paid in cash on the spot (except for the case of totally bad weather on Day 6).
10. Any changes in the programme initiated by the client





Good advice

IMPORTANT NOTES:

- One group transfer from Mineralnye Vody Airport (MRV) to Terskol is included in the price. Please plan your arrival to Mineralny Vody before 12PM. If you arrive much later, you should be prepared to pay 60-80USD for an individual transfer.
- For the same reason plan your return flight from Mineralny Vody to Moscow (on the last day of the trip) after 6PM.
- Most countries need a visa to visit Russia, see https://en.m.wikipedia.org/wiki/Visa_policy_of_Russia for all details. Note that most of Latin American, South African and Israeli citizens do NOT need a visa. If you do not belong to these, we will supply the invitation letter for a tourist visa. This one will be valid for 30 days only.
- Important! All the official information concerning Covid restrictions must be checked with the Russian embassy. As a private company we cannot possibly bear responsibility for any mistakes/misunderstandings in this field.
- Special price for partners- 10% off for groups. Tour leaders's discount is 50% from the site price.
- Extra transfer for 2-3 persons - \$100 per car
- Extra transfer for 4-7 persons - \$200 per car
- Snowmobile drive up to 5100 m - \$300 per person
- SINGLE supplement \$200 per person (4 nights)
- Extra guide (or assisting guide) services during the summit push:
\$300 per guide using a snowmobile drive up to 5100 m
\$400 per guide climbing on foot (from a hut to the summit)



F.A.Q.

Necessary travel papers (documents)

Passport with a valid Russian visa, immigration card, voucher from the Russian tour operator (a part of an invitation letter). See https://en.m.wikipedia.org/wiki/Visa_policy_of_Russia for details, we will supply the requested invitation letter/voucher.

By air and by land

From Moscow to Mineralny Vody you will fly with a Russian air company. Normally it is "Aeroflot", but there might be alternatives. Please plan your arriving to Mineralny Vody before 12.00 in order to join our group transfer from the airport to Terskol (departure at 13.00/1 PM). If you arrive much later, be ready to pay extra for individual transfer (60-80USD).

For land transfers we have comfortable private buses or minivans. To get to our Refuge we use Elbrus Cable-way; from 3750m to 4600m/5100 on the Elbrus summit we normally take a Snow Cat (not included in the price!).

Accommodation

A hotel in the Baksan Valley.

On Elbrus: our special huts. From 2019 we will use our new hut, which has single beds: no more dangerous and annoying bunk beds with moving upstairs neighbours, enough space for your boots, clothes and gear!

Meals

Full board from dinner on Day 1 to breakfast on Day 8.

Staff

An English speaking guide from 7 Summit Club for the whole program and extra guides for the Elbrus summit day (2-3 clients per guide); a cook at the hut.

Health and medical insurance

Health-care on the mountain is limited to the first-aid kit the guide carries. Down in the valley in case of serious health problems the local hospital and your insurance policy are to take over. Your policy must cover climbing to 6000m/20,000ft.

Weather

As on any high mountain a wide range of weather conditions and temperatures should be expected: from freezing-cold nights (down to -5/-10°C, 20-10F), to sizzling hot afternoons if it's still and sunny (especially on the snow); from a delicious calm under a blue sky to a hurricane slashing your face like a whip. The higher you go, the harsher the conditions. So, the range of your clothes and footwear must comply with any of such possibilities. For details see our gear list below.

Extra expenses

In Caucasus meals are relatively cheap: you can have a decent additional meal with meat and beer for 8-10USD.

Internet, phone

Wi-fi access to Internet in each room in our hotel; cell phone works in the Baksan Valley and on Elbrus up to 5000m

Possibility of renting personal equipment

Any climbing gear you can rent in our office in Terskol.

Personal gear

Heavy-weight fleece jacket

Light/medium-weight, synthetic long underwear shirt (polypropylene/capilene)

Water proof / breathable jacket with hood (Gore Tex is strongly recommended)

Long sleeve, light weight shirt for sun protection (preferably synthetic)

Down or synthetic fill jacket with hood, must fit comfortably over your fleece jacket

Fleece pants (full side zips allow ventilation)

Thermal under wear

Wind- waterproof and breathable pants with full length zips

Liner socks - 2-3 pairs

Wool or poly socks (medium-heavy thickness) - 3 pairs

Light weight trekking boots, or strong shoes

Climbing boots, plastic or leather – must be right for step-in crampons

Gaiters

Liner gloves - 2 pairs

Medium weight fleece gloves

Wool or fleece mittens

Wind-stop shell overmittens

Wool or fleece hat

Balaclava

Glacier glasses with side flaps

Extra pair of your normal glasses, or lenses

Climbing gear:

Double climbing boots

Crampons (must fit your climbing boots)

Collapsible ski poles

Down or synthetic sleeping bag good for -10°C/-20°F

Sleeping closed cell foam pad

Rucksack (40-50liters)

Harness

Prussik ropes

Karabiners with screwgate lockers - 3 items

1-1.5 liters thermos

Personal first aid kit

Head torch

Water bottle

Lip balm (spf 25+) and glacier cream (spf 40)

Pocket knife

Favorite snacks





Contact the manager



Write to WhatsApp



Write to Telegram

or by phone

+1 (907) 302-52-10

+1 (949) 390-03-00